


GLOBAL CONNECTIONS

2016 Annual Report and Highlights to Date



Building Community Across Cultures



2016 Annual Report

2016 has been an exciting and eventful year at Global Connections as the organization strived to expand its service reach while sailing through a smooth staff transition and supporting the local community in navigating the changing socio-political environment of our society at large.

Viewing interpersonal relationships as the most fundamental thread that holds the social fabric together, we forged connections between individuals, among families, and in small groups through our **Conversation Partners** and **International Friendship** programs. The number of people on the waiting list for these two programs was at a record low of five. In addition to matching programs, we welcome internationals and immigrants by helping them adjust and integrate into the local community through free **English Language Classes**, **Translator and Interpreter** services, **Tax Assistance**, and **Crisis, Advising, & Referral** services. In 2016, these programs combined served over 1800 individuals and/or families.









As one of the nation's largest college town-based community organizations dedicated to fostering intercultural understanding, we also worked hard to serve local American residents by bringing world cultures into classrooms, community groups, and individual lives. Last year, over 1560 people had a cultural learning/immersion experience made possible by our **International Children's Festival**, **Cultural Luncheons**, **Women's Intercultural Book Groups**, **Found in Translation** poetry reading event, **Women's International Night**, and **Conversation and Crafts**. Particularly, our **International Speakers-K12** program engaged over 200 school-aged kids. It is our goal to serve even more school districts in the coming year to help educate the next generation of global minds.

The deepening division along cultural-ethnic lines in this country has been a socio-political change acutely relevant to Global Connections and similar organizations that take cultural diversity and inclusion to heart. In difficult times, we were honored to have been there to reaffirm the local international and American communities of **our belief in the inherent worth and dignity of every individual, regardless of his/her cultural background**. Moving forward, we will continue to reach out to the community with our unwavering support, commitment, and effort to build bridges through intercultural sharing and learning.

We transitioned to a new staff team in 2016. While diving into our work with renewed energy, we are thankful to every former Global Connections employee for his/her dedication and contribution. This organization would not have been the same without them. Our deepest appreciation goes to thousands of Global Connections' friends—participants, volunteers, board members, and supporters—the unsung heroes who made an effort to learn about another culture, connect with someone different than themselves, and support our cause in their own unique ways. It is the **intercultural understanding and appreciation achieved at the personal level that help to lay the foundation for a culturally tolerant and inclusive community**. For that, we are forever grateful for each and every one of our beautiful local and global friends.



People served in 2016 = over 4,600 through programs & events including...

-  Conversation Partners & Int'l Friendship Programs - 358
-  Int'l Speakers Program - 490
-  Translation & Interpretation Services - 265
-  Tax Assistance Program - 641 internationals from over 55 countries
-  English (ESL) Classes - 261
-  Cultural Luncheons - 359
-  Crisis, Advising, & Referral - 360
-  Int'l Children's Festival - 344

Board Development & Initiatives 2016-2017

We bid farewell with heartfelt gratitude to 11 members who left the board in 2016: Talat Azhar, Eleanor Bird, Jo Carubia, Emily Gallagher, Elaine Jurs, Doris MacKenzie, Jean Landa Pytel, Laura Reidy, Maureen Wagner, Wendy Warner, and Jie Xu. Seven new members join the Board with passion and talents: Ingrid Blood, Kevin Klein, Sara Dowhower, Janyce Mose, Lewis Steinberg, Wilna Taylor, and Jeffrey Thoele. The new Board, working closely with a dedicated team of volunteers and supporters, has been planning for two large fundraisers: the 9th Passport on a Plate Gala: Discover the Essence of Southeast Asia (March 26, 2017) and an on-line auction (August, 2017). We are looking forward to an impactful and fruitful year ahead!

Statement of Financial Activities


January - December 2016

Income

United Way	15,125.00
Penn State University	12,500.00
Grants	3,160.00
CCCF Fund Income	1,272.00
Contributions	
Centre Gives	12,649.89
Contributions	1,450.58
Ouwehand Family Fund	915.2
Rotary Fund	1,000.00
Total Contributions	\$16,015.67
Total Fund, Grants & Contributions	\$48,072.67
Development	
Annual Appeal	1,900.00
At-Home Dinners	7,125.00
Passport-on-a-Plate Gala	
Donors	250
Sponsors	5,000.00
Total Passport-on-a-Plate Gala	\$5,250.00
Total Development	\$14,275.00
Interest Income	89.58
Program Service Revenue	
Cultural Lunches	4,365.00
International Speakers	50
Intl Childrens' Festival	1,260.00
Intl Women's Day	1,616.00
Women's Int'l Night	5,413.48
GC Night at Spikes	330
Total Program Service Revenue	\$13,034.48
Total Income	\$75,471.73

Expenses

Administrative Expenses	
Conferences	105.00
Dues & Subscriptions	165.00
General Administrative Expenses	784.21
Legal & Professional Fees	100.00
Parking	999.00
Postage	57.50
Stationery & Printing	636.64
Supplies	518.85
Technology	2,366.83
Total Administrative Expenses	\$ 5,733.03
Depreciation	379.95
Development Expenses	
At-Home Dinners	90.59
Centre Gives & Annual Appeal	848.58
Passport-on-a-Plate dinner Gala	361.92
Total Development Expenses	\$ 1,301.09
Insurance	1,630.00
Meals and Entertainment	50.00
Payroll Expenses	9,429.07
Total Salary and Wages	\$ 106,361.05
Workers' Compensation Insurance	610.00
Total Payroll Expenses	\$ 116,400.12
Programs Service Expenses	
Cultural Lunches	2,342.97
English as a Second Language	203.42
GC Night at Spikes	500.00
International Childrens' Festival	1,065.04
International Friendship	212.14
International Speakers	15.81
International Women's Day	1,030.69
Tax Assistance	5.58
Women's Int'l. Night Out	792.02
Total Programs Service Expenses	\$ 6,167.67
Total Expenses	\$ 131,661.86
Net Operating Income	-\$ 56,190.13
Net Income	-\$ 56,190.13



Board Members

2016-2017

Linda Barton (Secretary)

Ingrid Blood

Sara Dowhower

Carl Hill

Kevin Klein (Treasurer)

Janyce Mose (Vice-President)

Mike Ostroski

Lewis Steinberg

Susan Steinberg (President)

Wilna Taylor

Jeffrey Thoele

Bill Zimmerman

Jennifer Campbell (Penn State Liaison)

The Board meets on the third Thursday of every month. Members of the Board serve 3-year terms, renewable.

Staff

Xiangyou "Sharon" Shen
Executive Director

Wenjie Fu
Program Coordinator

Josie Rose
Program Coordinator

Jim Sauls
Program Coordinator

Woojin Kong
Marketing & Publicity Intern

